

There is a Better Way

# LED Downlight

Architectural Series



## WHY UPGRADE WITH EMIUM'S INTERIOR DOWNLIGHTS?

Emium carries a complete line of products to meet all types of commercial and residential needs. Our products are engineered to install easily making them very cost-effective. Simple, standard installation for either new construction or retrofit applications.

This Emium LED downlight is ideal for medium to smaller retail stores, corporate and municipal common areas, hotels, restaurants, hospitals and clinics, entertainment venues, and other similar public and commercial spaces.

The Architectural Series Downlights are both wattage and color temperature adjustable which allows for in the field adjustability. This empowers our customers to customize their lighting to best fit their needs.

## FEATURES

- Wattage and CCT Adjustable
- Reduce energy consumption and operating costs by 80% or more.
- Maintenance free operation - lasts up to 10 to 20 times longer than conventional lighting
- Cool beam - No UV or IR, reduces air conditioning
- 40° beam angle
- Environmentally friendly - fully recyclable, no mercury or other hazardous material
- Estimated 50,000 hour LED Lifespan

### Recommended Use:

- Commercial buildings
- Hotels
- Offices
- Retail Stores
- Plazas

# LED Downlight

Architectural Series

40W



18/27/40 watts  
*Field Selectable*

- Fits 6-8-10" opening
  - 100-277VAC
  - 3200 lm
  - 1-10V Dimming
  - CCT Adjustable : 3000K/3500K/4000K
- See Below for more details*

EL-OKT-ADL-CE40-ADJ

## Trims

6" Trim



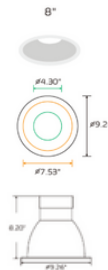
EL-OKT-ADL-CE6-TRIM



8" Trim



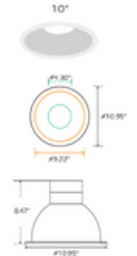
EL-OKT-ADL-CE8-TRIM



10" Trim



EL-OKT-ADL-CE10-TRIM

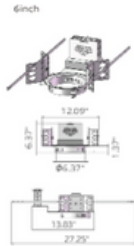


## Brackets

10" Bracket



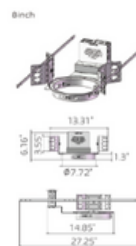
EL-OKT-ADL-10BR



10" Bracket



EL-OKT-ADL-10BR



10" Bracket



EL-OKT-ADL-10BR

