



There is a Better Way

# LED Wall Packs

Full Cut-Off Series



## WHY UPGRADE WITH EMIUM'S LED WALL PACK'S?

The newest series of our LED Full Cut-Off Wall Pack. Now available in two sizes and Wattages ranging from 27W to 100W with user selectability.

Uniform light distribution and excellent LED lumen maintenance rate.

High energy efficiency and low cost, while taking into account the stylish design, ensure that the fixture has a long service life.

## FEATURES

- Reduce energy consumption and operating costs by 80% or more.
- Maintenance free operation - lasts up to 10 to 20 times longer than conventional lighting.
- Available photocell sensor
- No UV or IR and no RF interference  
Environmentally friendly - fully recyclable.
- No mercury or other hazardous material
- IP65 Rating
- Estimated 50,000 hour LED lifespan

### Recommended Use:

- Pathway
- Building Entryways
- Perimeter Lighting

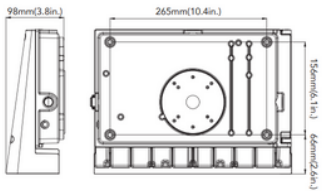
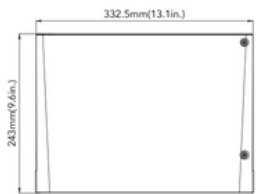
# LED Wall Packs

## Full Cut-Off Series

26W



Dimensions:



11/15/21/26 watts

*Field Selectable*

- 120-277V
- 154lm/W
- 1-10V Dimming
- CCT Adjustable: 3000K/4000K/5000K

**Housing**

*Die-Cast Aluminum*

- Dark Bronze - *Standard*
- White, Black, or Silver - *Custom Order*

**Accessories**

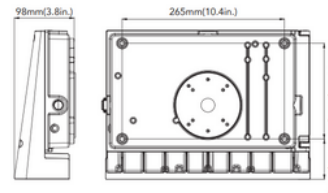
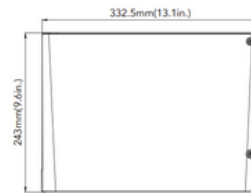
- Motion Sensor - 120-277VAC
- Emergency Backup Battery - 8W - 277VAC

EX: EL-MS-WP15-26W27VDDKDP

38W



Dimensions:



16/23/30/38 watts

*Field Selectable*

- 120-277V
- 158lm/W
- 1-10V Dimming
- CCT Adjustable: 3000K/4000K/5000K

**Housing**

*Die-Cast Aluminum*

- Dark Bronze - *Standard*
- White, Black, or Silver - *Custom Order*

**Accessories**

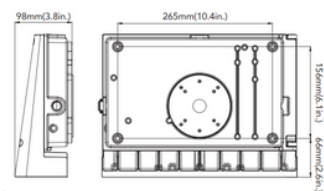
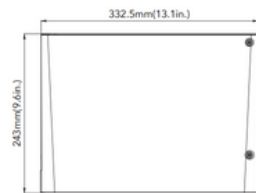
- Motion Sensor - 120-277VAC
- Emergency Backup Battery - 8W - 277VAC

EX: EL-MS-WP15-38W27VDDKD

65W



Dimensions:



23/34/49/65 watts

*Field Selectable*

- 120-277V or 347-480V
- 154lm/W
- 1-10V Dimming
- CCT Adjustable: 3000K/4000K/5000K

**Housing**

*Die-Cast Aluminum*

- Dark Bronze - *Standard*
- White, Black, or Silver - *Custom Order*

**Accessories**

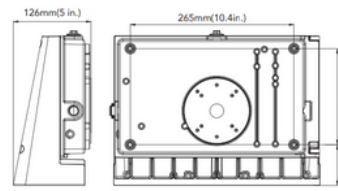
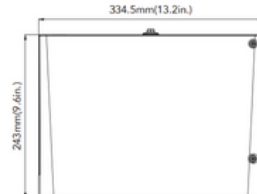
- Motion Sensor - 120-277VAC
- Emergency Backup Battery - 8W - 277VAC

EX: EL-MS-WP15-65W27VDDKDP

100W



Dimensions:



42/61/84/100 watts

*Field Selectable*

- 120-277V or 347-480V
- 155lm/W
- 1-10V Dimming
- CCT Adjustable: 3000K/4000K/5000K

**Housing**

*Die-Cast Aluminum*

- Dark Bronze - *Standard*
- White, Black, or Silver - *Custom Order*

**Accessories**

- Motion Sensor - 120-277VAC
- Emergency Backup Battery - 8W - 277VAC

EX: EL-MS-WP15-100W27VDDKDP

