




There is a Better Way



LED Canopy

Standard Series



WHY UPGRADE WITH EMIUM'S SQUARE CANOPIES?

Emium's square canopy fixtures are commercial grade units that utilize high powered LEDs with efficient optical control.

The versatile and functional features include an energy-efficient LED system, rugged design, and pendant or junction box mounting options.

FEATURES

- Reduces energy consumption and operating costs by 80% or more.
- Maintenance free operation - lasts up to 20 times longer than conventional lighting
- IP65 Rating
- Estimated 50,000 hour LED lifespan.
- No UV, IR, or RF interference
- Environmentally friendly - fully recyclable
- No mercury or other hazardous material

Recommended Use:

- Grocery Stores
- Parking Structures
- Walkways

LED Canopy

Standard Series

27W



27 watts

- 120-277V
- 141lm/W
- 4000K or 5000K
- 1-10V Dimming

Housing

Die-Cast Aluminum


- Dark Bronze - *Standard*
- White or Black - *Custom Order*

Accessories

- Motion Sensor
- Emergency Backup Battery

EX: EL-MS-CP-27W27V50KWD

40W



40 watts

- 120-277V or 347-480V
- 136lm/W
- 4000K or 5000K
- 1-10V Dimming

Housing

Die-Cast Aluminum

- Dark Bronze - *Standard*
- White or Black - *Custom Order*

Accessories

- Motion Sensor
- Emergency Backup Battery

EX: EL-MS-CP-40W27V50KDD

60W



60 watts

- 120-277V or 347-480V
- 133lm/W
- 4000K or 5000K
- 1-10V Dimming

Housing

Die-Cast Aluminum

- Dark Bronze - *Standard*
- White or Black - *Custom Order*

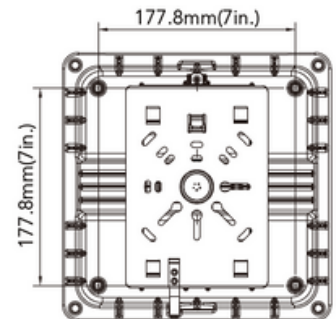
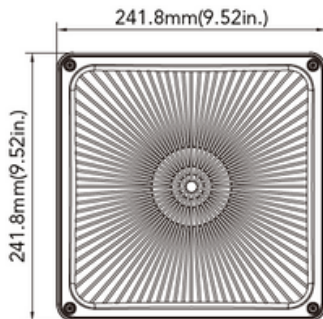
Accessories

- Motion Sensor
- Emergency Backup Battery

EX: EL-MS-CP-60W27V50KBD

DIMENSION

unit: inch/mm



Net Weight:
27W: 3.615lb
40W: 4.166lb

