



LED Area Light

Standard Series



WHY UPGRADE WITH EMIUM'S LED AREA LIGHTS?

The newest series of our LED Area Lights. Uniform light distribution and excellent LED lumen maintenance rate.

High energy efficiency and low cost, while ensuring that the fixture has a long service life.

FEATURES

- Reduces energy consumption and operating costs by 80% or more.
- Luxeon LEDs and Inventronics drivers
- Maintenance free operation - lasts up to 20 times longer than conventional lighting
- 150 watts or higher has built in surge suppression.
- IP66 Rating
- Estimated 100,000 hour LED lifespan.
- No UV, IR, or RF interference
- Environmentally friendly - fully recyclable
- No mercury or other hazardous material

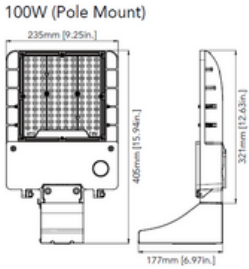
Recommended Use:

- Auto dealerships
- Parking lots
- Walkways
- Roadways

LED Area Light

Standard Series

100W



100 watts

- 120-277V or 347-480V
- 141lm/W
- 1-10V Dimming
- 4000K or 5000K

Housing

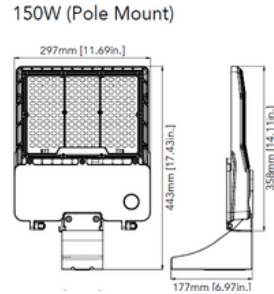
Die-Cast Aluminum

- Dark Bronze - *Standard*
- White, Black, or Silver - *Custom Order*

Please see accessories page for mounting types and control options.

EX: EL-MS-SL05-100W27V50KD

150W



150 watts

- 120-277V or 347-480V
- 140lm/W
- 1-10V Dimming
- 4000K or 5000K

Housing

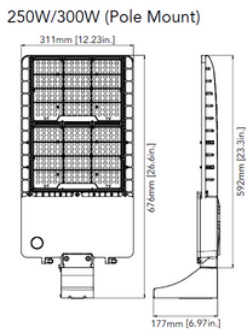
Die-Cast Aluminum

- Dark Bronze - *Standard*
- White, Black, or Silver - *Custom Order*

Please see accessories page for mounting types and control options.

EX: EL-MS-SL05-150W48V40KD

250W



250 watts

- 120-277V or 347-480V
- 140lm/W
- 1-10V Dimming
- 4000K or 5000K

Housing

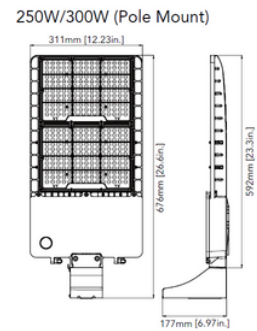
Die-Cast Aluminum

- Dark Bronze - *Standard*
- White, Black, or Silver - *Custom Order*

Please see accessories page for mounting types and control options.

EX: EL-MS-SL05-250W27V50KB

300W



300 watts

- 120-277V or 347-480V
- 140lm/W
- 1-10V Dimming
- 4000K or 5000K

Housing

Die-Cast Aluminum

- Dark Bronze - *Standard*
- White, Black, or Silver - *Custom Order*

Please see accessories page for mounting types and control options.

EX: EL-MS-SL05-300W27V40KW

